

Friday Newsletter



16 Forbury Rd Dunedin 9012, Phone/Fax (03) 4557-408 Cell Phone: 027 352 8019
Email: office@stbernadettes.school.nz Web Site: stbernadettes.school.nz

R8 had a great time at our 'Walk and Wheels' day. The teachers and Room 1 set up an obstacle course and we got to zoom around it! We were very safe because the R1 children were helping us. We can't wait to do it again! There are more photographs in the newsletter of children enjoying the day.



WANTED - ALTAR SERVERS

The two schools in the Mercy Parish, St Bernadette's and St Brigid's, are approaching all families with children who have received the sacrament of First Holy Communion to ask if the boys and girls would be able to join a roster as altar servers at Sunday masses at St Patrick's Basilica. We are hoping that every child who has received the sacraments of Confirmation and First Communion go on this roster. If everyone was supportive of this initiative it would mean that children would need to serve once every few months. Father Sani would conduct a couple of 'training sessions' during school time. We have spoken to the children and they have expressed enthusiasm for the idea. They would be able to work with a buddy to make things a bit easier. If particular dates did not suit, swaps could be arranged. We would love to have the support of the whole community with this.

If your child has received the sacrament of First Communion, we would love to have all of them on the roster. If you do not want your child to be on the roster please let me know by Tuesday the 13th of March. You can email me: gerard@stbernadettes.school.nz phone the school 4557408 or email office@stbernadettes.school.nz / 4557408. Gerard Shaw, Director of Religious Studies.



The next Schools' Mass will be held next week, Sunday the 18th of March at 9.30am. It is great to see the good numbers of children and families attending these masses. At the mass those children intending to join the altar serving roster will be commissioned in this role.

St Bernadette's School Term 1 Calendar

Please note that schools are closed on Anniversary Day and also Easter Tuesday.

Wk	Monday	Tuesday	Wednesday	Thursday	Friday	Sat	Sun
7	12	13 R1 Art Gallery 12.30 - 2.30	14	15 Class Mass Room 5	16 R8 Prayer Assembly	17	18 Schools' Mass
8	19	20	21	22 Class Mass Room 3	23 R7 Prayer Assembly	24	25 Palm Sunday
9	26 Anniversary Day	27	28	29 Liturgy (am) Holy Thursday	30 Good Friday	31	1 April
10	2 Easter Monday	3 Easter Tuesday	4 Commonwealth Games begin	5 Class Mass Room 6	6 R5 Prayer Assembly	7	8
11	9	10	11	12 Class Mass Room 7	13 R3 Prayer Assembly	14	15

March 9th
Term 1
Week 6
2017



Room 6 used Walk and Wheels week as a focus for their Art lesson on Tuesday. Pictured with their sketches of bikes are George, Walter, Gracelyn and Mason.

Room 4 celebrated class mass with Father Gerard on Thursday morning. Our readings challenged us to not only be friendly with our best buddies but to also spread friendliness and peace to those we don't know so well, or mix with. Earlier this week we wrote some recipes for peace. Here is something we came up with.

RECIPE	
Ingredients	Instructions
<ul style="list-style-type: none">• 2 cups of nice words• 3/4 cup of kind thoughts• 1 teaspoon of love.• 1 tablespoon of enjoying being together• 1 pinch of smiles.• Bake at 350 degree for a yummy batch of peace!	<p>Bake at 350 degree for as long as it takes for a yummy batch of peace!</p>
	Chef Room 4

Room 1's Peace Wall project.

It was a long preparation for peaceful signs. This is how we got them so good: 1st we got a blank peace sign that looked plain and boring, so we decided to make them happy and colourful. 2nd we got pastels from Room 5 and crayons from our class. We were only allowed to use 3 colours. 3rd we coloured them in. Next we got a word like aroha, trust, kindness, honesty and focus. We coloured these in and then we got tape and stuck them on our peace signs. With help from Evie our designer and Mr Armstrong we got them on the wall. - **Teuila**

We got some peace symbols from the teacher and coloured them in three colours. Next we got some words that represent peace and coloured them in. Some of the words were laughter, responsibility, joy and encouragement. We stuck the word somewhere around the peace symbols. - **Xanthe**







Religious Education, Reading Strategies and Art

The story of the Transfiguration is one of those very special stories that the senior children learn about in their Religious Education programme. It is the story of the day that Jesus took three of his friends up a hill and gave them a glimpse of who he really was, the son of God. In the short passage from the gospel Jesus looked different and it is hard to imagine what actually happened.

'Jesus took with him Peter, James and John the brother of James, and led them up a high mountain by themselves. There he was transfigured before them. His face shone like the sun, and his clothes became as white as the light. Just then there appeared before them Moses and Elijah, talking with Jesus. While he was still speaking, a bright cloud covered them, and a voice from the cloud said, 'This is my Son, whom I love; with him I am very pleased.'

It so happens that the R1 children have had a reading focus over the last two weeks on 'Visualising.' They are developing their skills of reading and imagining, or picturing what is happening in a story. What a perfect opportunity to practise their visualising skills with the story of the transfiguration?

For over a thousand years, people have read this story and wondered what it looked like. Hundreds of artists have drawn what they imagined the event looked like. This week the children in Ruma Rimu viewed the interpretations of lots of artists over the centuries of this event, and then they each created their own art work representing the transfiguration. The children were enthralled to see how differently the artists, over time read the same text, yet all had their own personal interpretation of what the event might have been like. What do you think the Transfiguration looked like?



This very clever piece of art work was created by Susana and Eli from Room 5. The concertina effect means that the image changes as the viewer walks past the picture. From the left, the face of Jesus, from the right a Eucharist and chalice and from in front, a mixture of the two. Well done Mrs Burke and R5.



Swimming Success

Joshua & Seth Kyle competed last Saturday in the Taieri Swim Carnival for their club. Seth came 1st in the Boys 9yrs & under 25m Backstroke (25.22secs) & 4th in Boys 9yrs & under 25m Freestyle. Joshua came 1st in Boys 9yrs & under 25m Butterfly (29.46), 2nd in Boys 9yrs & under 50m Freestyle (46.03) & 2nd in Boys 9yrs & under 50m Backstroke (54.30). Joshua also competed in the team event, mixed 11yr & under 200m Medley Relay his team came 3rd. Both boys are now looking forward to representing St Bernadette's school at the Primary School Championships at Moana Pool, Saturday 7th April. Well done boys, you should be so proud of yourselves.

HOME AND SCHOOL NEWS

Tea Towels are available for purchase at the school office for \$5.00
These would make a great present at Easter!

HOME AND SCHOOL – AGM

The St Bernadette's Home and School Association is holding its Annual General Meeting in the school staffroom on:

THURSDAY 15TH MARCH from 7.00pm until 8.00pm.

A very warm welcome to all.



On Monday Room 7's last two butterflies emerged from their chrysalis. Although they have gone, we still have some artwork to take their place. We created our own butterflies sitting on roses. First we painted one side of the butterfly, then folded it, so we got a symmetrical pattern. We created our own butterflies sitting on roses. First we painted one side of the butterfly, then folded it so we got a symmetrical pattern.